



Logging into your account

1. Go to www.flagshipcarwash.com & click Unlimited Car Washes in the top navigation bar.
2. Click the MANAGE MY PLAN button.
3. Enter your Phone number, or click over to the Barcode or License Plate # & CC to search by Barcode or License Plate #



Phone Barcode or License Plate # and CC

Phone *
(000) 000 0000

Submit

First Time Using FLAGSHIP CAR WASH Customer Portal?
You Must [Register Here](#)

[Conditions of Use](#)
[Privacy Notice](#)

Phone Barcode or License Plate # and CC

Barcode or License Plate # and CC *
0000000000

Last 4 of CC*
0000

Continue

First Time Using FLAGSHIP CAR WASH Customer Portal?
You Must [Register Here](#)

[Conditions of Use](#)
[Privacy Notice](#)

4. Enter your One Time Password (OTP) on the next screen and click Continue



To verify your phone, we have sent as a One Time Password (OTP) to 5613587165 ([Change](#))

0 0 0 0 0 0

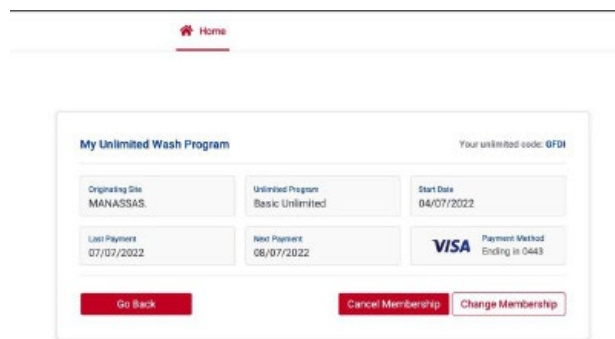
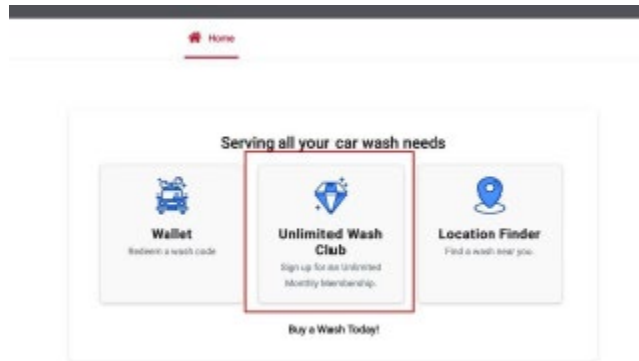
Continue

[\(Resend OTP\)](#)

[Conditions of Use](#)
[Privacy Notice](#)



5. Click the Unlimited Wash Club button in the center of the screen to view and make updates to your Unlimited Wash Program





Updating Your Unlimited Wash Program

1. Log in to your account
2. Select Change Membership

Home

My Unlimited Wash Program Your unlimited code: GFD

Originating Site MANASSAS	Unlimited Program Basic Unlimited	Start Date 04/07/2022
Last Payment 07/07/2022	Next Payment 08/07/2022	VISA Payment Method Ending in 0443

[Go Back](#) [Cancel Membership](#) [Change Membership](#)

3. Select the new plan you wish to change to and scroll down to the bottom to view the prorated cost for the change in membership plan and follow through to checkout.

Home

Update Your Unlimited Program Please provide your credit card details
You can easily subscribe at any time.

Payment method

VISA Credit Card
Ending in 0443

Customer: Kevin Lochard
Subscription: Super Unlimited
Total: \$3.36

[Go Back](#) [Pay \\$3.36](#)

Home

Super Wash Plus: <ul style="list-style-type: none">• Hot Wax• Ceramic Shield	Basic Wash Plus: <ul style="list-style-type: none">• Undercoating Protection• Wheel Cleaner• Foam Polish• Clearcoat Protection• Wax Repair• Tire Shine
--	--

Current Plan : Basic Unlimited Current Recurring Payment : \$23.99	New Selected Plan : Super Unlimited Old Recurring Payment : \$23.99 New Recurring Payment : \$31.99 Amount to be Paid : \$3.36
--	---

[Go Back](#) [Checkout](#)



Cancelling Your Unlimited Wash Club Membership

1. Log in to your account
2. Select Cancel Membership

Home

My Unlimited Wash Program Your unlimited code: GFDI

Originating Site MANASSAS	Unlimited Program Basic: Unlimited	Start Date 04/07/2022
Last Payment 07/07/2022	Next Payment 08/07/2022	VISA Payment Method Ending in 0443

Go Back Cancel Membership Change Membership

3. Select the reason you wish to cancel your membership & click continue

Home

Select reason for cancelling membership

<input type="radio"/> Not Using	<input type="radio"/> Program is Confusing	<input type="radio"/> Financial
<input type="radio"/> Price Increase	<input type="radio"/> Value/Price	<input type="radio"/> Inconvenient Location
<input type="radio"/> MCW Reasons	<input type="radio"/> Moved/Traveling	<input type="radio"/> Seasonal
<input type="radio"/> Vehicle Problem	<input type="radio"/> Quality of Wash/ Serv	<input type="radio"/> Vehicle was Damaged
<input type="radio"/> Other	<input type="radio"/> Not Provided	<input type="radio"/> Requested by Location
<input type="radio"/> Covid	<input type="radio"/> Sold Car	<input type="radio"/> Accidentally Reactivated
<input type="radio"/> Winter/Summer Months	<input type="radio"/> Put on Hold	<input type="radio"/> Chargeback

Back Continue

4. Enter your email address and click Save for an emailed copy of your cancellation receipt.

Home

Add Email

Email *

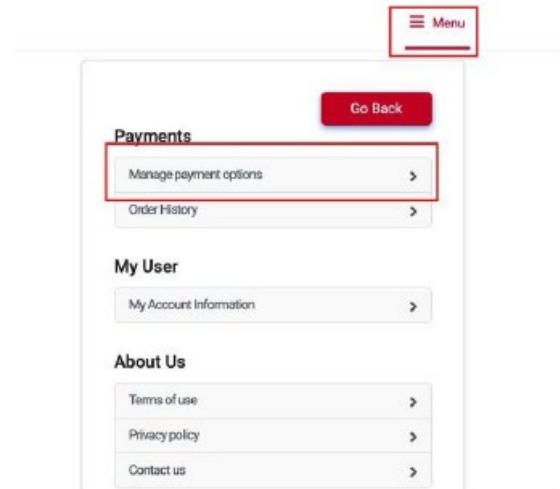
Save Cancel

Back Continue

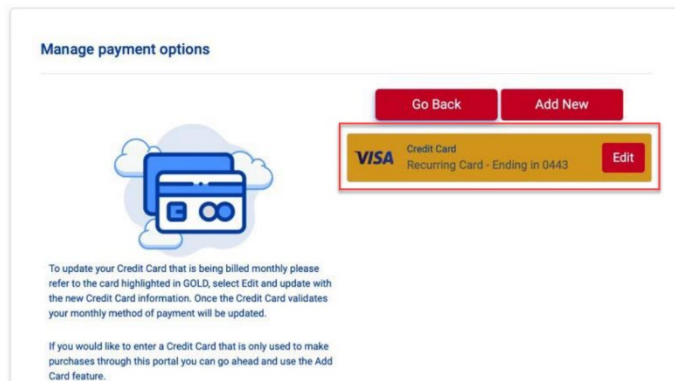


Add/Edit Payment Method

1. Log in to your account
2. Select the Menu link on the top navigation bar
3. Then click Manage payment options



4. Click Edit to change the credit card associated with your Unlimited Monthly Wash Program



5. Enter the details for the new credit card that will bill your Unlimited Monthly Wash Club Membership and click Update Card



Adding a Secondary Payment (optional)

1. From the Manage Payment Options screen, click Add New to add your backup payment method

The screenshot shows the "Manage payment options" interface. At the top left is a blue icon of a car wash. To the right are two red buttons: "Go Back" and "Add New", with "Add New" highlighted by a red box. Below these is a yellow card representing a "VISA Credit Card Recurring Card - Ending in 0443" with an "Edit" button. At the bottom, there is explanatory text about updating credit cards and adding new ones.

Manage payment options

Go Back Add New

VISA Credit Card Recurring Card - Ending in 0443 Edit

To update your Credit Card that is being billed monthly please refer to the card highlighted in GOLD, select Edit and update with the new Credit Card information. Once the Credit Card validates your monthly method of payment will be updated.

If you would like to enter a Credit Card that is only used to make purchases through this portal you can go ahead and use the Add Card feature.

2. Enter the details for the secondary credit card and click Add Card

The screenshot shows the "Add card" form. It has four input fields: "Card Holder's Name", "Credit Card Number", "Expiry", and "CVV". The "Save Card" button at the bottom right is highlighted with a red box.

Add card

Card Holder's Name
Card Holder's Name

Credit Card Number
.....

Expiry
MM / YYYY

CVV
...

Go Back Save Card